


As the largest regional campus of Indiana University, IU South Bend values excellence in teaching, student-faculty interaction, research and creative activity, diversity and inclusivity, a global perspective, and collaboration in life-long learning. IU South Bend develops engaged citizens prepared to build strong communities.



DISCOVER INDIANA UNIVERSITY
SOUTH BEND

ACADEMICS

7
Schools and colleges



120
Technology classrooms

ATHLETICS

5
Men's sports teams



7
Women's sports teams

STUDENT LIFE

400+
Students living on campus



70+
Clubs and organizations

130+
Study abroad programs available

100K
Square feet in the student activity center

CAMPUS

106
Acres



23
*Buildings

Find more facts at uirr.iu.edu

IU President: Michael A. McRobbie
Chancellor: Susan Elrod
1700 Mishawaka Avenue
South Bend, Indiana 46615
574-520-4872
www.iusb.edu



INDIANA UNIVERSITY
SOUTH BEND

2020-2021 FACTS

*Facilities owned or leased by IU.

DEGREES FOR DOERS, DREAMERS, AND LEADERS

ACADEMIC PROGRAMS

90+

Undergraduate **67**

Graduate **25**

CREDIT HOURS

58,733

DEGREES AND CERTIFICATES GRANTED

953

Bachelor **808**

Master **105**

Associate **17**

Certificate **23**

ALUMNI AROUND THE WORLD

35,593

Alumni living in Indiana **24,555**

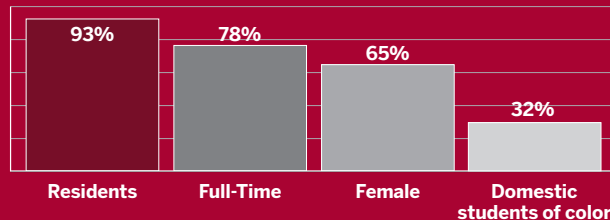
Alumni remaining in service region **21,665**



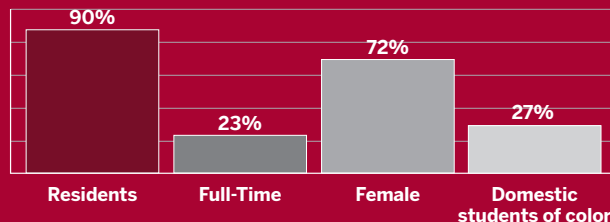
DEGREE-SEEKING DEMOGRAPHICS

4,765 ENROLLED

Undergraduates **4,260**



Graduates **505**



Online **95%**

First generation **38%**

Average age undergraduate **23**

Average age graduate **34**



INCOMING BEGINNER PROFILE

SAT composite **1038**

ACT composite **20**

High school GPA **3.18**

OUTCOME MEASURES

First-Year retention rate **67%**

6-Year graduation rate **38%**

4-Year graduation rate **18%**

FINANCES

\$77M+ OPERATING BUDGET

\$5M+ FUNDING TOWARD RESEARCH

FINANCIAL AID

\$42M+ FINANCIAL AID AWARDED

33% BACHELOR'S DEGREE RECIPIENTS WITHOUT DEBT

DEGREE-SEEKING UNDERGRADUATE AID

Received financial aid **82%**

Received student loans **45%**

Received Pell Grants **41%**

Received 21st Century Scholarships **10%**

TUITION AND FEES

	In-State	Out-of-State
Undergraduate	\$7,715.18	\$20,574.20
Graduate	\$8,129.82	\$18,274.38
UG cost of attendance on campus	\$20,245.18	\$33,104.20
UG cost of attendance off campus	\$20,761.18	\$33,620.20

FACULTY AND STAFF

693

Undergraduate student/faculty ratio **13:1**

Total instructional faculty **428**

Full-Time **58%**

Female **55%**

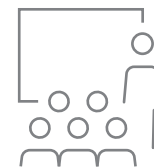
Faculty of color **17%**

Ph.D. or terminal **60%**

Tenure **83%**

Total affiliated employees* **1,163**

*Includes students and other temporary workers



OPERATING BUDGET BREAKDOWN

- General funds
- Designated and other restricted
- Auxiliary enterprises
- Contracts and grants

