

Indiana University Kokomo offers a wide variety of relevant degree programs, plus internships, international travel, high-tech classrooms, athletics, and a vibrant campus life. Programs are grounded in the liberal arts and sciences with a focus on experiential learning, civic engagement, and global awareness.



ACADEMICS

**20**

Students per class on average



**80+**

KEY program experiential learning opportunities

**95%**

Incoming students take success seminar

**\$1M**

Annual scholarship aid

STUDENT LIFE

**40+**

Student organizations



**12**

Intercollegiate athletic teams

**130+**

Study abroad programs available

CAMPUS

**52**

Acres



**11**

\*Buildings



● IU campus ○ IU center ● IU School of Medicine campus

DISCOVER INDIANA UNIVERSITY  
**KOKOMO**

Find more facts at [uirr.iu.edu](http://uirr.iu.edu)

IU President: Michael A. McRobbie  
Chancellor: Susan Sciame-Giesecke  
2300 South Washington Street  
Kokomo, Indiana 46902-9003  
765-453-9003  
[www.iuk.edu](http://www.iuk.edu)



INDIANA UNIVERSITY  
KOKOMO

2020-2021 FACTS

\*Facilities owned or leased by IU.

# DEGREES FOR DOERS, DREAMERS, AND LEADERS

## ACADEMIC PROGRAMS

**60**

Undergraduate **46**

Graduate **14**

## CREDIT HOURS

**39,628**

## DEGREES AND CERTIFICATES GRANTED

**637**

Bachelor **559**

Master **57**

Associate **11**

Certificate **10**

## ALUMNI AROUND THE WORLD

**14,596**

Alumni living in Indiana **12,004**

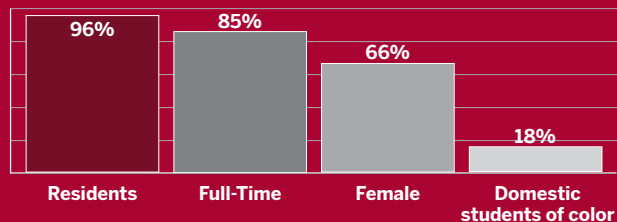
Alumni remaining in service region **9,290**



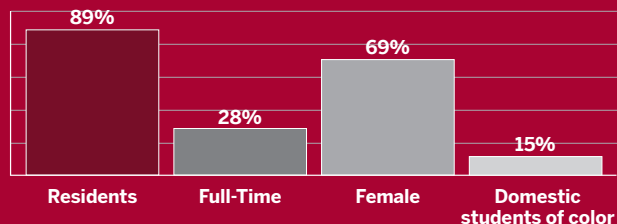
## DEGREE-SEEKING DEMOGRAPHICS

**3,002** ENROLLED

Undergraduates **2,830**



Graduates **172**



Online **66%**

First generation **32%**

Average age undergraduate **22**

Average age graduate **34**



## INCOMING BEGINNER PROFILE

SAT composite **1040**

ACT composite **20**

High school GPA **3.27**

## OUTCOME MEASURES

First-Year retention rate **70%**

6-Year graduation rate **43%**

4-Year graduation rate **26%**

## FINANCES

**\$45M+** OPERATING BUDGET

**\$2.7M+** FUNDING TOWARD RESEARCH

## FINANCIAL AID

**\$24M+** FINANCIAL AID AWARDED

**34%** BACHELOR'S DEGREE RECIPIENTS WITHOUT DEBT

## DEGREE-SEEKING UNDERGRADUATE AID

Received financial aid **80%**

Received student loans **45%**

Received Pell Grants **39%**

Received 21st Century Scholarships **12%**

## TUITION AND FEES

	In-State	Out-of-State
Undergraduate	<b>\$7,715.18</b>	<b>\$20,574.20</b>
Graduate	<b>\$8,129.82</b>	<b>\$18,274.38</b>
UG cost of attendance	<b>\$20,761.18</b>	<b>\$33,620.20</b>

## FACULTY AND STAFF

**400**

Undergraduate student/faculty ratio **16:1**

Total instructional faculty **245**

Full-Time **55%**

Female **60%**

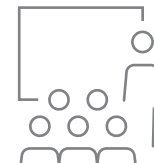
Faculty of color **11%**

Ph.D. or terminal **47%**

Tenure **44%**

Total affiliated employees\* **652**

\*Includes students and other temporary workers



## OPERATING BUDGET BREAKDOWN

- General funds
- Designated and other restricted
- Auxiliary enterprises

