

IUPUI, a partnership between Indiana University and Purdue University, is Indiana's urban research and academic health sciences campus. By offering a distinctive range of bachelor's, master's, professional, and Ph.D. degrees, IUPUI promotes the educational, cultural, and economic development of central Indiana and beyond through innovative collaborations, external partnerships, and a strong commitment to diversity.



ACADEMICS

17

Degree-granting schools

1ST

School of philanthropy in the world

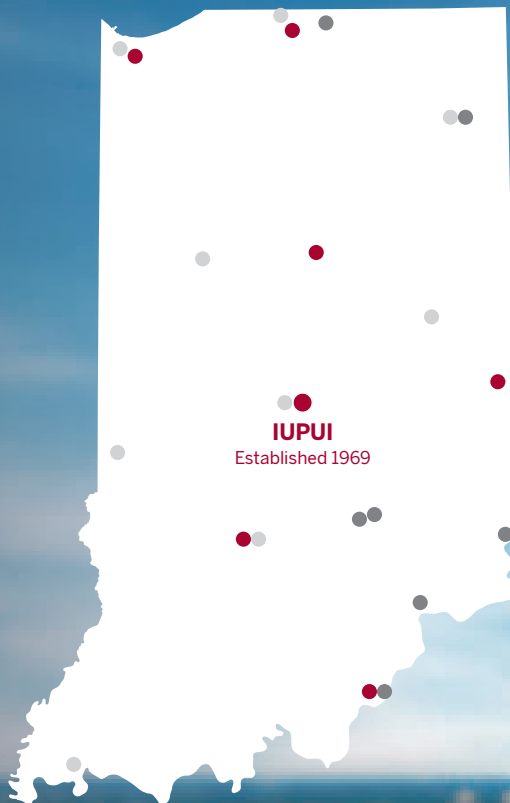


7×

Winner of the Higher Education Excellence in Diversity Award

95+

Research centers



IUPUI
Established 1969

● IU campus ○ IU center ○ IU School of Medicine campus

DISCOVER
IUPUI

STUDENT LIFE

500+

Organizations and clubs

18

Division I sports



10K

Square-foot fitness center

1M+

Hours of student community engagement

Find more facts at uirr.iu.edu

IU President: Michael A. McRobbie
Executive VP & Chancellor:
Nasser H. Paydar
420 University Boulevard
Indianapolis, Indiana 46202-4143
317-274-5555
www.iupui.edu

CAMPUS

536

Acres



103

*Buildings



IUPUI

2020-2021 FACTS

*Facilities owned or leased by IU.

DEGREES FOR DOERS, DREAMERS, AND LEADERS

ACADEMIC PROGRAMS

250+

Undergraduate **107**

Graduate **147**

CREDIT HOURS

368,435

DEGREES AND CERTIFICATES GRANTED

8,338

Bachelor **4,486**

Master and specialist **1,898**

Doctoral **856**

Associate **77**

Certificate **1,021**

ALUMNI AROUND THE WORLD

218,497

Alumni living in Indiana **151,832**

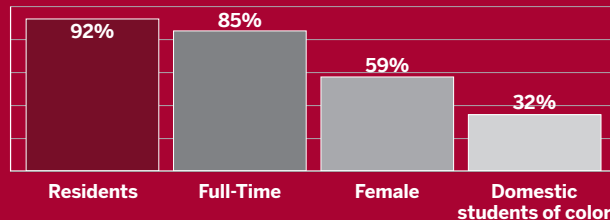
Alumni remaining in service region **125,049**



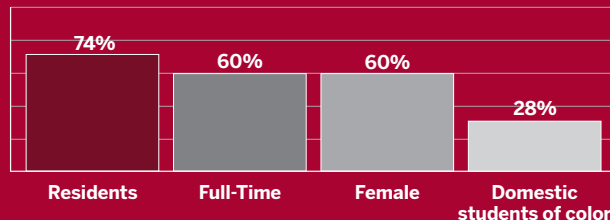
DEGREE-SEEKING DEMOGRAPHICS

28,612 ENROLLED

Undergraduates **20,441**



Graduates **8,171**



United States **49 + DC**

Countries **140**

First generation **26%**

International **5%**

Online **89%**

Average age undergraduate **22**

Average age graduate **29**



INCOMING BEGINNER PROFILE

SAT composite **1108**

ACT composite **22**

High school GPA **3.51**

OUTCOME MEASURES

First-Year retention rate **75%**

6-Year graduation rate **53%**

4-Year graduation rate **39%**

FINANCES

\$1.6B+ OPERATING BUDGET

\$633M+ FUNDING TOWARD RESEARCH

FINANCIAL AID

\$444M+ FINANCIAL AID AWARDED

38% BACHELOR'S DEGREE RECIPIENTS WITHOUT DEBT

DEGREE-SEEKING UNDERGRADUATE AID

Received financial aid **80%**

Received student loans **44%**

Received Pell Grants **36%**

Received 21st Century Scholarships **12%**

TUITION AND FEES

	In-State	Out-of-State
Undergraduate	\$9,944.10	\$31,626.22
Graduate	\$10,239.32	\$26,013.32
UG cost of attendance on campus	\$23,668.10	\$45,350.22
UG cost of attendance off campus	\$25,102.10	\$46,784.22

FACULTY AND STAFF

9,495

Undergraduate student/faculty ratio **16:1**

Total instructional faculty **3,955**

Full-Time **68%**

Female **48%**

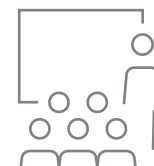
Faculty of color **23%**

Ph.D. or terminal **75%**

Tenure **81%**

Total affiliated employees* **15,252**

*Includes students and other temporary workers



OPERATING BUDGET BREAKDOWN

- General funds
- Contracts and grants
- Medical practice funds
- Designated and other restricted
- Auxiliary enterprises

