


Located in Richmond, Indiana, Indiana University East is the premier four-year and master's public institution in eastern Indiana and western Ohio. It offers a variety of online degree completion programs, making it more convenient than ever to earn an IU degree.



ACADEMICS

20

Students per class on average



14

Online undergraduate programs

STUDENT LIFE

40+

Student organizations



15

NAIA Athletic teams

30+

Monthly campus events

130+

Study abroad programs available

35,000+

Annual community service hours

CAMPUS


180

Acres



7

*Buildings



● IU campus ● IU center ● IU School of Medicine campus

DISCOVER INDIANA UNIVERSITY

EAST

Find more facts at uirr.iu.edu

IU President: Michael A. McRobbie
Chancellor: Kathryn Girten
2325 Chester Boulevard
Richmond, Indiana 47374-1289
800-959-3278
www.iue.edu



INDIANA UNIVERSITY
EAST

2020-2021 FACTS

*Facilities owned or leased by IU.

DEGREES FOR DOERS, DREAMERS, AND LEADERS

ACADEMIC PROGRAMS

45+

Undergraduate **30**
Graduate **16**

CREDIT HOURS

36,020

DEGREES AND CERTIFICATES GRANTED

870

Bachelor **748**
Master **71**
Certificate **51**

ALUMNI AROUND THE WORLD

11,332

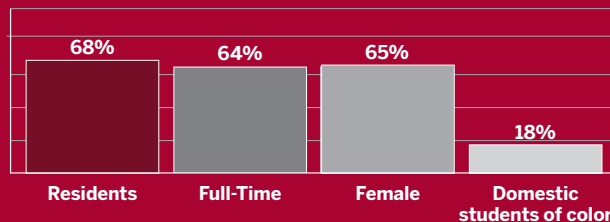
Alumni living in Indiana **7,722**
Alumni remaining in service region **5,354**



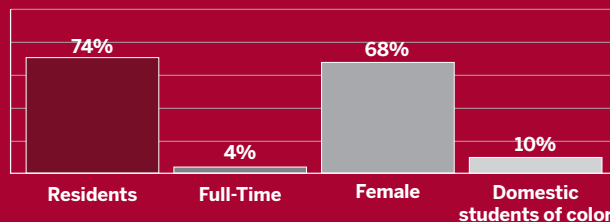
DEGREE-SEEKING DEMOGRAPHICS

3,134 ENROLLED

Undergraduates **2,977**



Graduates **157**



Online **97%**
First generation **35%**
Average age undergraduate **27**
Average age graduate **37**



INCOMING BEGINNER PROFILE

SAT composite **1047**
ACT composite **21**
High school GPA **3.33**

OUTCOME MEASURES

First-Year retention rate **67%**
6-Year graduation rate **45%**
4-Year graduation rate **32%**

FINANCES

\$45M+ OPERATING BUDGET
\$1.1M+ FUNDING TOWARD RESEARCH

FINANCIAL AID

\$28M+ FINANCIAL AID AWARDED

31% BACHELOR'S DEGREE RECIPIENTS WITHOUT DEBT

DEGREE-SEEKING UNDERGRADUATE AID

Received financial aid **73%**
Received student loans **44%**
Received Pell Grants **38%**
Received 21st Century Scholarships **8%**

TUITION AND FEES

	In-State	Out-of-State
Undergraduate	\$7,715.18	\$20,574.20
Graduate	\$8,129.82	\$18,274.38
UG cost of attendance	\$20,761.18	\$33,620.20

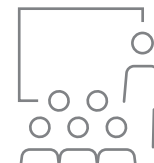
FACULTY AND STAFF

448

Undergraduate student/faculty ratio **14:1**
Total instructional faculty **276**
Full-Time **42%**
Female **64%**
Faculty of color **11%**
Ph.D. or terminal **51%**
Tenure **50%**

Total affiliated employees* **703**

*Includes students and other temporary workers



OPERATING BUDGET BREAKDOWN

- General funds
- Designated and other restricted
- Auxiliary enterprises

