

At two hundred years old, Indiana University Bloomington is IU's oldest campus. With more than 200 undergraduate majors, a limitless research environment, and a campus you have to see to believe, it's the perfect place for students to find their passions and prepare for whatever comes next.



RANKINGS

#76

U.S. News & World Report



#140

Times Higher Education

ATHLETICS

22

Varsity teams



24

NCAA titles

20

Big Ten titles

STUDENT LIFE

750+

Student organizations

25

Learning communities

24

Residence halls and apartment complexes



6

Cultural centers and institutes

CAMPUS

1,944

Acres



299

*Buildings



● IU campus ● IU center ● IU School of Medicine campus

DISCOVER INDIANA UNIVERSITY

BLOOMINGTON

Find more facts at uirr.iu.edu

IU President: Michael A. McRobbie
Executive VP and Provost: Lauren K. Robel
107 S. Indiana Avenue
Bloomington, Indiana 47405-7000
812-855-4848
www.iu.edu



INDIANA UNIVERSITY
BLOOMINGTON

2020-2021 FACTS

*Facilities owned or leased by IU.

DEGREES FOR DOERS, DREAMERS, AND LEADERS

ACADEMIC PROGRAMS

380+

Undergraduate **133**

Graduate **249**

CREDIT HOURS

577,256

DEGREES AND CERTIFICATES GRANTED

11,431

Bachelor **7,635**

Master and Specialist **2,702**

Doctoral **707**

Associate **1**

Certificate **386**

ALUMNI AROUND THE WORLD

404,485

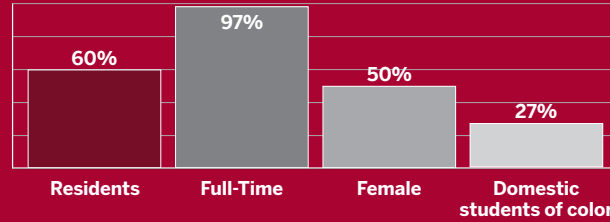
Alumni living in Indiana **146,572**



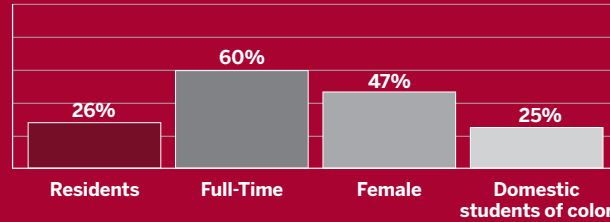
DEGREE-SEEKING DEMOGRAPHICS

42,552 ENROLLED

Undergraduates **32,621**



Graduates **9,931**



United States **50 + DC**

Countries **139**

International **10%**

Online **93%**



INCOMING BEGINNER PROFILE

SAT composite **1270**

ACT composite **27**

High school GPA **3.75**

OUTCOME MEASURES

First-Year retention rate **91%**

6-Year graduation rate **80%**

4-Year graduation rate **72%**

FINANCES

\$1.7B+ OPERATING BUDGET

\$174M+ FUNDING TOWARD RESEARCH

FINANCIAL AID

\$624M+ FINANCIAL AID AWARDED

\$285M+ INSTITUTIONAL GIFT AID AND LOANS

57% BACHELOR'S DEGREE RECIPIENTS WITHOUT DEBT

DEGREE-SEEKING UNDERGRADUATE AID

Received financial aid **77%**

Received student loans **32%**

Received Pell Grants **18%**

Received 21st Century Scholarships **8%**

TUITION AND FEES

	In-State	Out-of-State
Undergraduate	\$11,221.20	\$37,600.64
Graduate	\$11,192.86	\$33,338.62
UG cost of attendance	\$26,187.20	\$51,566.64

FACULTY AND STAFF

9,216

Student/faculty ratio **16:1**

Total instructional faculty **2,510**

Full-Time **86%**

Female **41%**

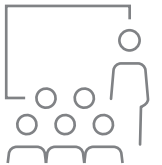
Faculty of color **20%**

Ph.D. or terminal **84%**

Tenure **74%**

Total affiliated employees* **21,592**

*Includes students and other temporary workers



OPERATING BUDGET BREAKDOWN

- General funds
- Auxiliary enterprises
- Contracts and grants
- Designated and other restricted

