
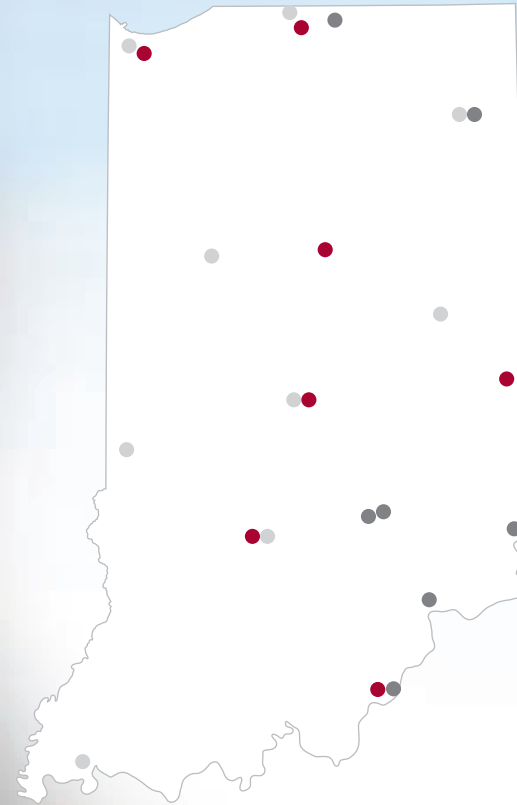


Indiana University is one of the world's foremost public institutions—and the epitome of the modern university. We expand the frontiers of knowledge and creativity. We improve people's lives in our state and around the world. And we help students of all kinds reach their potential and prepare for a lifetime of success.

Indiana University, established 1820



DISCOVER  
**INDIANA UNIVERSITY**



● IU campus ● IU center ● IU School of Medicine campus



STATE IMPACT

**7**  
Regional campuses located across the state



**9**  
IU School of Medicine campuses

ACADEMICS

**20K+**  
Classes offered each semester

**120+**  
Online degrees and certificate programs



**380+**  
Study abroad programs

**300+**  
Museums, institutes, and research centers

FACILITIES

**3,036**  
On campus



**4,189**  
Off campus

Find more facts at [uirr.iu.edu](http://uirr.iu.edu)

IU President: Michael A. McRobbie  
107 S. Indiana Avenue  
Bloomington, Indiana 47405-7000  
812-855-4848  
[www.iu.edu](http://www.iu.edu)



**INDIANA UNIVERSITY**

FULFILLING *the* PROMISE

2019-2020 FACTS

# DEGREES FOR DOERS, DREAMERS, AND LEADERS

## ACADEMIC PROGRAMS

930+

Undergraduate 483

Graduate 453

## CREDIT HOURS

1.2M

## DEGREES AND CERTIFICATES GRANTED

23,952

Bachelor 15,685

Master and specialist 4,993

Doctoral 1,540

Associate 152

Certificate 1,582

## ALUMNI AROUND THE WORLD

716,227

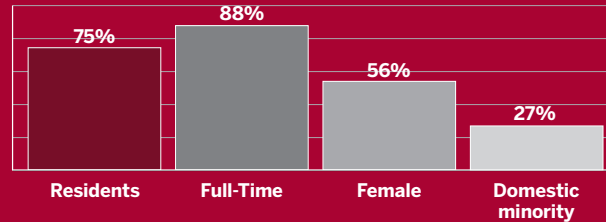
Alumni living in Indiana 368,909



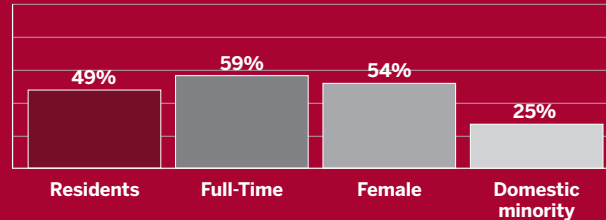
## DEGREE-SEEKING DEMOGRAPHICS

90,754 ENROLLED

Undergraduates 71,215



Graduates 19,539



United States 50 + DC

Countries 164

International 8%

Online 34%



## INCOMING BEGINNER PROFILE

SAT composite 1186

ACT composite 25

High school GPA 3.54

## OUTCOME MEASURES

First-Year retention rate 80%

6-Year graduation rate 63%

4-Year graduation rate 52%

## FINANCE

\$3.7B+ OPERATING BUDGET

\$680M+ FUNDING TOWARD RESEARCH

## FINANCIAL AID

\$1.2B+ FINANCIAL AID AWARDED

\$387M+ INSTITUTIONAL GIFT AID AND LOANS

47% BACHELOR'S DEGREE RECIPIENTS WITHOUT DEBT

## DEGREE-SEEKING UNDERGRADUATE AID

Received financial aid 76%

Received student loans 40%

Received Pell Grants 30%

Received 21st Century Scholarships 10%

## TUITION AND FEES

	In-State	Out-of-State
Undergraduate	\$10,947.50	\$36,512.12
Graduate	\$10,873.42	\$33,304.30
UG cost of attendance	\$25,657.50	\$51,222.12

## FACULTY AND STAFF

21,635

Undergraduate student/faculty ratio 15:1

Total instructional faculty 8,042

Full-Time 71%

Female 48%


Minority 19%

Ph.D. or terminal 70%

Tenure 73%

Total affiliated employees\* 44,507

\*Includes students and other temporary workers



## OPERATING BUDGET BREAKDOWN

- General funds
- Contracts and grants
- Auxiliary enterprises
- Medical practice funds
- Designated and other restricted

