


As the largest regional campus of Indiana University, IU South Bend values excellence in teaching, student-faculty interaction, research and creative activity, diversity and inclusivity, a global perspective, and collaboration in life-long learning. IU South Bend develops engaged citizens prepared to build strong communities.



DISCOVER INDIANA UNIVERSITY
SOUTH BEND

ACADEMICS

7
Schools
and colleges



120
Technology
classrooms

ATHLETICS

5
Men's sports
teams



7
Women's sports
teams

STUDENT LIFE

400+
Students living
on campus



70+
Clubs and
organizations

130+
Study abroad
programs available

100K
Square feet in the
student activity center

CAMPUS

105
Acres



24
*Buildings

Find more facts at uirr.iu.edu

IU President: Michael A. McRobbie
Chancellor: Susan Elrod
1700 Mishawaka Avenue
South Bend, Indiana 46615
574-520-4872
www.iusb.edu



INDIANA UNIVERSITY
SOUTH BEND

2019-2020 FACTS

*Facilities owned or leased by IU.

DEGREES FOR DOERS, DREAMERS, AND LEADERS

ACADEMIC PROGRAMS

80+

Undergraduate 65

Graduate 18

CREDIT HOURS

60,594

DEGREES AND CERTIFICATES GRANTED

952

Bachelor 805

Master 106

Associate 19

Certificate 22

ALUMNI AROUND THE WORLD

34,825

Alumni living in Indiana 24,045

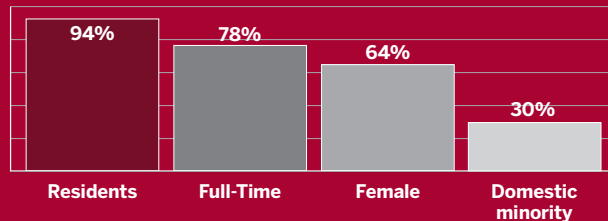
Alumni remaining in service region 21,144



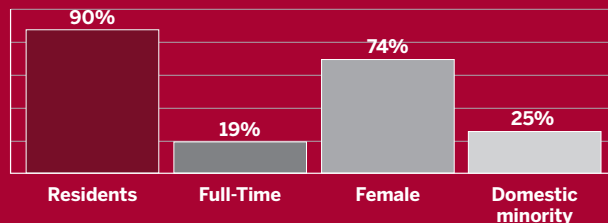
DEGREE-SEEKING DEMOGRAPHICS

4,910 ENROLLED

Undergraduates 4,432



Graduates 478



Online 48%

First generation 37%

Average age undergraduate 23

Average age graduate 35



INCOMING BEGINNER PROFILE

SAT composite 1047

ACT composite 20

High school GPA 3.20

OUTCOME MEASURES

First-Year retention rate 68%

6-Year graduation rate 38%

4-Year graduation rate 18%

FINANCES

\$83M+ OPERATING BUDGET

\$1,319,907 FUNDING TOWARD RESEARCH

FINANCIAL AID

\$42M+

FINANCIAL AID AWARDED

32%

BACHELOR'S DEGREE RECIPIENTS WITHOUT DEBT

DEGREE-SEEKING UNDERGRADUATE AID

Received financial aid 78%

Received student loans 45%

Received Pell Grants 43%

Received 21st Century Scholarships 10%

TUITION AND FEES

	In-State	Out-of-State
Undergraduate	\$7,526.94	\$19,977.96
Graduate	\$7,896.04	\$17,745.16
UG cost of attendance on campus	\$20,276.94	\$32,727.96
UG cost of attendance off campus	\$20,632.94	\$33,083.96

FACULTY AND STAFF

687

Undergraduate student/faculty ratio 13:1

Total instructional faculty 418

Full-Time 62%

Female 52%


Minority 17%

Ph.D. or terminal 57%

Tenure 83%

Total affiliated employees* 1,266

*Includes students and other temporary workers



OPERATING BUDGET BREAKDOWN

- General funds
- Designated and other restricted
- Auxiliary enterprises
- Contracts and grants

