

Indiana University Kokomo offers a wide variety of relevant degree programs, plus internships, international travel, high-tech classrooms, athletics, and a vibrant campus life. Programs are grounded in the liberal arts and sciences with a focus on experiential learning, civic engagement, and global awareness.



ACADEMICS

20

Students per class on average



80+

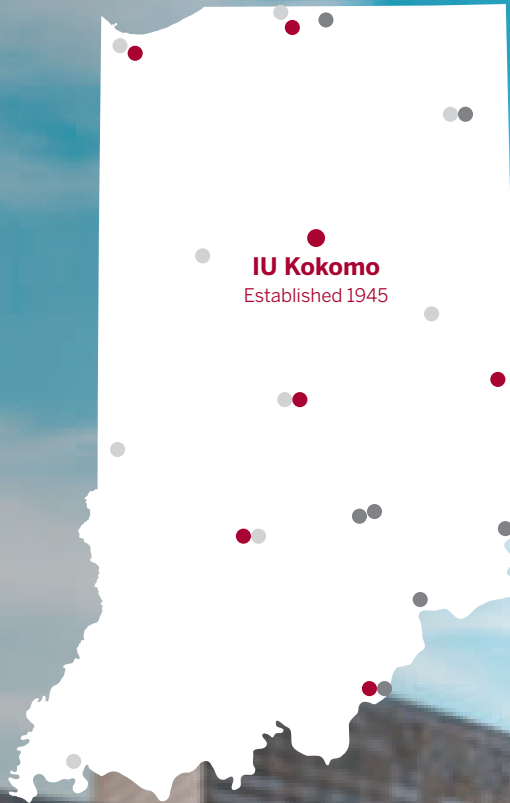
KEY program experiential learning opportunities

95%

Incoming students take success seminar

\$1M

Annual scholarship aid



DISCOVER INDIANA UNIVERSITY  
**KOKOMO**

STUDENT LIFE

40+

Student organizations



12

Intercollegiate athletic teams

130+

Study abroad programs available

● IU campus ○ IU center ● IU School of Medicine campus

Find more facts at [uirr.iu.edu](http://uirr.iu.edu)

IU President: Michael A. McRobbie  
Chancellor: Susan Sciame-Giesecke  
2300 South Washington Street  
Kokomo, Indiana 46902-9003  
765-453-9003  
[www.iuk.edu](http://www.iuk.edu)

CAMPUS

52

Acres



11

\*Buildings



INDIANA UNIVERSITY  
KOKOMO

2019-2020 FACTS

FULFILLING *the* PROMISE

\*Facilities owned or leased by IU.

# DEGREES FOR DOERS, DREAMERS, AND LEADERS

## ACADEMIC PROGRAMS

50+

Undergraduate 44

Graduate 8

## CREDIT HOURS

38,633

## DEGREES AND CERTIFICATES GRANTED

634

Bachelor 550

Master 59

Associate 12

Certificate 13

## ALUMNI AROUND THE WORLD

14,075

Alumni living in Indiana 11,573

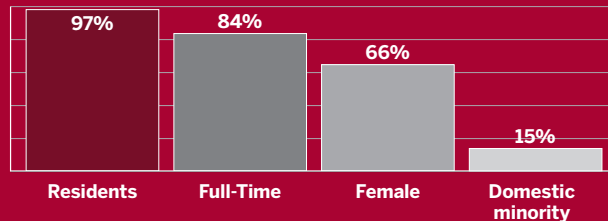
Alumni remaining in service region 8,940



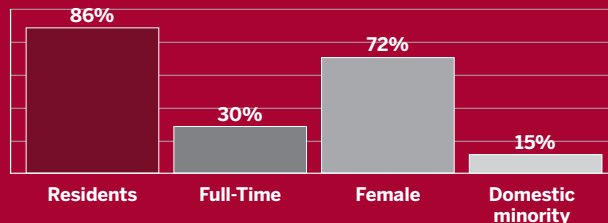
## DEGREE-SEEKING DEMOGRAPHICS

2,910 ENROLLED

Undergraduates 2,752



Graduates 158



Online 48%

First generation 32%

Average age undergraduate 23

Average age graduate 34



## INCOMING BEGINNER PROFILE

SAT composite 1059

ACT composite 21

High school GPA 3.29

## OUTCOME MEASURES

First-Year retention rate 64%

6-Year graduation rate 38%

4-Year graduation rate 26%

## FINANCES

\$45M+ OPERATING BUDGET

\$202,059 FUNDING TOWARD RESEARCH

## FINANCIAL AID

\$24M+

FINANCIAL AID AWARDED

37%

BACHELOR'S DEGREE RECIPIENTS WITHOUT DEBT

## DEGREE-SEEKING UNDERGRADUATE AID

Received financial aid 80%

Received student loans 46%

Received Pell Grants 40%

Received 21st Century Scholarships 12%

## TUITION AND FEES

	In-State	Out-of-State
Undergraduate	\$7,526.94	\$19,977.96
Graduate	\$7,896.04	\$17,745.16
UG cost of attendance	\$20,632.94	\$33,083.96

## FACULTY AND STAFF

402

Undergraduate student/faculty ratio 15:1

Total instructional faculty 248

Full-Time 55%

Female 61%

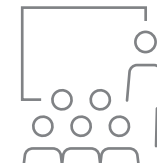
Minority 10%

Ph.D. or terminal 42%

Tenure 48%

Total affiliated employees\* 744

\*Includes students and other temporary workers



## OPERATING BUDGET BREAKDOWN

- General funds
- Designated and other restricted
- Auxiliary enterprises

