

Located in Richmond, Indiana, Indiana University East is the premier four-year and master's public institution in eastern Indiana and western Ohio. It offers a variety of online degree completion programs, making it more convenient than ever to earn an IU degree.



ACADEMICS

20  
Students per class on average



14  
Online undergraduate programs

STUDENT LIFE

40+  
Student organizations



15  
NAIA Athletic teams

30+  
Monthly campus events

130+  
Study abroad programs available

35,000+  
Annual community service hours

CAMPUS

180  
Acres



7  
\*Buildings



● IU campus ● IU center ● IU School of Medicine campus

DISCOVER INDIANA UNIVERSITY

EAST

Find more facts at [uirr.iue.edu](http://uirr.iue.edu)

IU President: Michael A. McRobbie  
Chancellor: Kathryn Cruz-Urbe  
2325 Chester Boulevard  
Richmond, Indiana 47374-1289  
800-959-3278  
[www.iue.edu](http://www.iue.edu)



INDIANA UNIVERSITY  
EAST

2019-2020 FACTS

FULFILLING *the* PROMISE

\*Facilities owned or leased by IU.

# DEGREES FOR DOERS, DREAMERS, AND LEADERS

## ACADEMIC PROGRAMS

35+

Undergraduate 28  
Graduate 10

## CREDIT HOURS

38,812

## DEGREES AND CERTIFICATES GRANTED

850

Bachelor 750  
Master 34  
Certificate 66

## ALUMNI AROUND THE WORLD

10,605

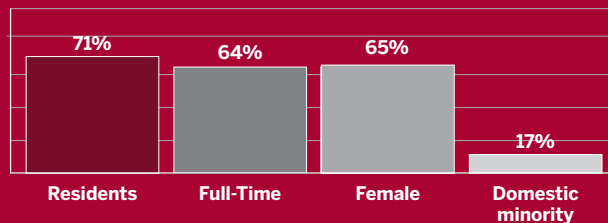
Alumni living in Indiana 7,320  
Alumni remaining in service region 5,128



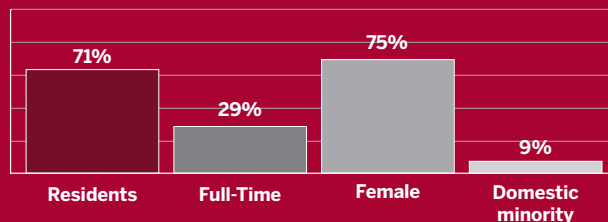
## DEGREE-SEEKING DEMOGRAPHICS

3,271 ENROLLED

Undergraduates 3,135



Graduates 136



Online 78%  
First generation 36%  
Average age undergraduate 27  
Average age graduate 38



## INCOMING BEGINNER PROFILE

SAT composite 1046  
ACT composite 21  
High school GPA 3.31

## OUTCOME MEASURES

First-Year retention rate 63%  
6-Year graduation rate 40%  
4-Year graduation rate 33%

## FINANCES

\$46M+

OPERATING BUDGET

\$322,377

FUNDING TOWARD RESEARCH

## FINANCIAL AID

\$28M+

FINANCIAL AID AWARDED

29%

BACHELOR'S DEGREE RECIPIENTS WITHOUT DEBT

## DEGREE-SEEKING UNDERGRADUATE AID

Received financial aid 72%  
Received student loans 45%  
Received Pell Grants 38%  
Received 21st Century Scholarships 8%

## TUITION AND FEES

	In-State	Out-of-State
Undergraduate	\$7,526.94	\$19,977.96
Graduate	\$7,896.04	\$17,745.16
UG cost of attendance	\$20,632.94	\$33,083.96

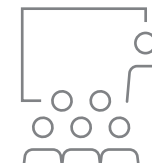
## FACULTY AND STAFF

453

Undergraduate student/faculty ratio 15:1  
Total instructional faculty 287  
Full-Time 39%  
Female 66%  
Minority 8%  
Ph.D. or terminal 45%  
Tenure 50%

Total affiliated employees\* 796

\*Includes students and other temporary workers



## OPERATING BUDGET BREAKDOWN

- General funds
- Designated and other restricted
- Auxiliary enterprises

