

At two hundred years old, Indiana University Bloomington is IU's oldest campus. With more than 200 undergraduate majors, a limitless research environment, and a campus you have to see to believe, it's the perfect place for students to find their passions and prepare for whatever comes next.



RANKINGS

#79

U.S. News & World Report



#134

Times Higher Education

ATHLETICS

22

Varsity teams



24

NCAA titles

18

Big Ten titles

STUDENT LIFE

750+

Student organizations

25

Learning communities



24

Residence halls and apartment complexes

6

Cultural centers and institutes

CAMPUS

1,940

Acres



310

\*Buildings



● IU campus ● IU center ● IU School of Medicine campus

DISCOVER INDIANA UNIVERSITY

**BLOOMINGTON**

Find more facts at [uirr.iu.edu](http://uirr.iu.edu)

IU President: Michael A. McRobbie  
 Executive VP and Provost: Lauren K. Robel  
 107 S. Indiana Avenue  
 Bloomington, Indiana 47405-7000  
 812-855-4848  
[www.iu.edu](http://www.iu.edu)



**INDIANA UNIVERSITY**  
 BLOOMINGTON

FULFILLING the PROMISE

2019-2020 FACTS

\*Facilities owned or leased by IU.

# DEGREES FOR DOERS, DREAMERS, AND LEADERS

## ACADEMIC PROGRAMS

370+

Undergraduate 130

Graduate 249

## CREDIT HOURS

579,978

## DEGREES AND CERTIFICATES GRANTED

11,606

Bachelor 7,752

Master and Specialist 2,768

Doctoral 729

Associate 2

Certificate 355

## ALUMNI AROUND THE WORLD

396,080

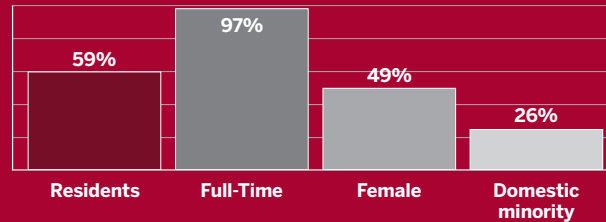
Alumni living in Indiana 144,077



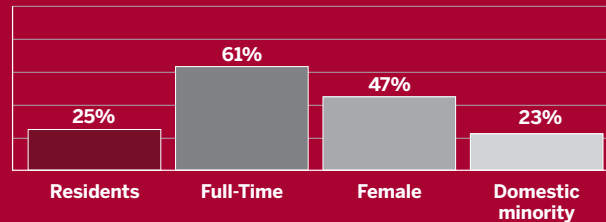
## DEGREE-SEEKING DEMOGRAPHICS

42,760 ENROLLED

Undergraduates 32,794



Graduates 9,966



United States 50 + DC

Countries 137

International 12%

Online 20%



## INCOMING BEGINNER PROFILE

SAT composite 1285

ACT composite 27

High school GPA 3.73

## OUTCOME MEASURES

First-Year retention rate 90%

6-Year graduation rate 79%

4-Year graduation rate 69%

## FINANCES

\$1.8B+ OPERATING BUDGET

\$141M+ FUNDING TOWARD RESEARCH

## FINANCIAL AID

\$619M+ FINANCIAL AID AWARDED

\$282M+ INSTITUTIONAL GIFT AID AND LOANS

56% BACHELOR'S DEGREE RECIPIENTS WITHOUT DEBT

## DEGREE-SEEKING UNDERGRADUATE AID

Received financial aid 74%

Received student loans 33%

Received Pell Grants 19%

Received 21st Century Scholarships 9%

## TUITION AND FEES

	In-State	Out-of-State
Undergraduate	\$10,947.50	\$36,512.12
Graduate	\$10,873.42	\$33,304.30
UG cost of attendance	\$25,657.50	\$51,222.12

## FACULTY AND STAFF

9,392

Student/faculty ratio 16:1

Total instructional faculty 2,542

Full-Time 87%

Female 41%


Minority 19%

Ph.D. or terminal 81%

Tenure 73%

Total affiliated employees\* 23,637

\*Includes students and other temporary workers



## OPERATING BUDGET BREAKDOWN

- General funds
- Auxiliary enterprises
- Contracts and grants
- Designated and other restricted

