

Indiana University is one of the world's foremost public institutions—and the epitome of the modern university. We expand the frontiers of knowledge and creativity. We improve people's lives in our state and around the world. And we help students of all kinds reach their potential and prepare for a lifetime of success.

Indiana University, established 1820



DISCOVER
INDIANA UNIVERSITY

STATE IMPACT

7

Regional campuses located across the state



9

IU School of Medicine campuses

ACADEMICS

20K+

Classes offered each semester

120+

Online degrees and certificate programs



380+

Study abroad programs

300+

Museums, institutes, and research centers

FACILITIES

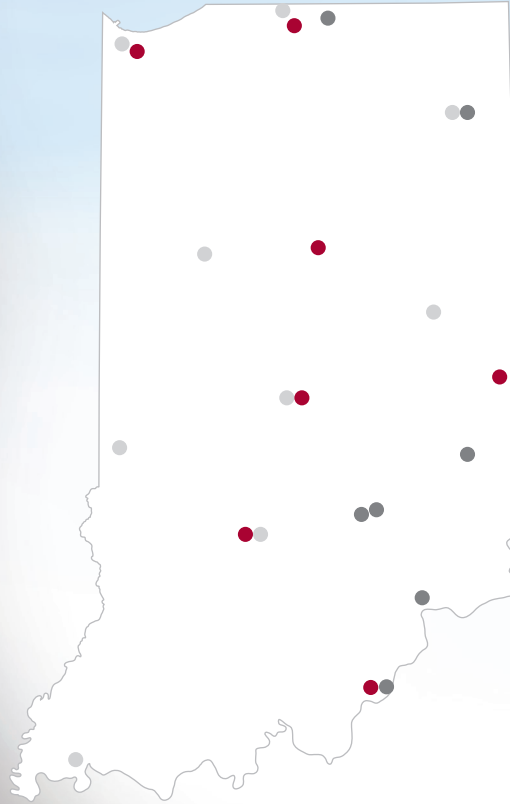
3,034

On campus



4,194

Off campus



● IU campus ● IU center ● IU School of Medicine campus

Find more facts at uirr.iu.edu

IU President: Michael A. McRobbie
107 S. Indiana Avenue
Bloomington, Indiana 47405-7000
812-855-4848
www.iu.edu



INDIANA UNIVERSITY

FULFILLING *the* PROMISE

2018-2019 FACTS



DEGREES FOR DOERS, DREAMERS, AND LEADERS

ACADEMIC PROGRAMS

900+

Undergraduate **475**

Graduate **455**

CREDIT HOURS

1.2M

DEGREES AND CERTIFICATES GRANTED

24,554

Bachelor **16,259**

Master and specialist **4,984**

Doctoral **1,543**

Associate **173**

Certificate **1,595**

ALUMNI AROUND THE WORLD

703,903

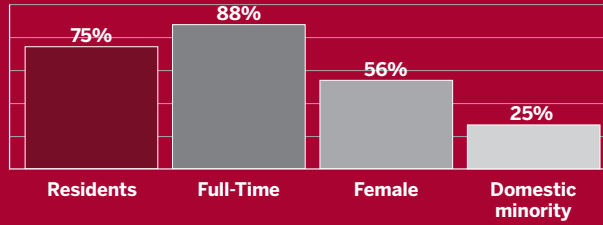
Alumni living in Indiana **350,650**



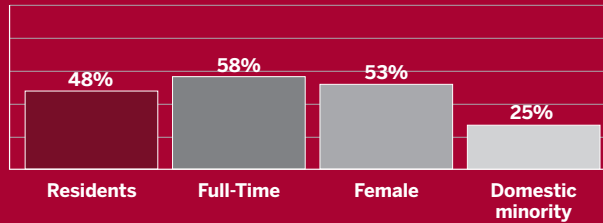
DEGREE-SEEKING DEMOGRAPHICS

91,515 ENROLLED

Undergraduates **71,938**



Graduates **19,577**



United States **50 + DC**

Countries **167**

International **9%**

Online **33%**



INCOMING BEGINNER PROFILE

SAT composite **1190**

ACT composite **25**

High school GPA **3.53**

OUTCOME MEASURES

First-Year retention rate **80%**

6-Year graduation rate **62%**

4-Year graduation rate **49%**

FINANCE

\$3.7B OPERATING BUDGET

\$604M FUNDING TOWARD RESEARCH

FINANCIAL AID

\$1.2B+ FINANCIAL AID AWARDED

\$357M+ INSTITUTIONAL GIFT AID AND LOANS

46% BACHELOR'S DEGREE RECIPIENTS WITHOUT DEBT

DEGREE-SEEKING UNDERGRADUATE AID

Received financial aid **77%**

Received student loans **42%**

Received Pell Grants **30%**

Received 21st Century Scholarships **10%**

TUITION AND FEES

| | In-State | Out-of-State |
|-----------------------|--------------------|--------------------|
| Undergraduate | \$10,680.48 | \$35,455.14 |
| Graduate | \$10,563.22 | \$33,270.82 |
| UG cost of attendance | \$24,778.48 | \$49,553.14 |

FACULTY AND STAFF

21,416

Undergraduate student/faculty ratio **15:1**

Total instructional faculty **7,949**

Full-Time **70%**

Female **48%**

Minority **20%**

Ph.D. or terminal **68%**

Tenure **71%**

Total affiliated employees* **43,595**

*Includes students and other temporary workers



OPERATING BUDGET BREAKDOWN

- General funds
- Auxiliary enterprises
- Contracts and grants
- Designated and other restricted
- Medical practice funds

